

second
S

Issue #11

e

Best of Second Life clothing,
accessories, and more

Interview:
Philo Sion

ARABIAN NIGHTS

Style Girl:
Jezebel
Electricteeth

DESIGNERS FAVORITES

THAT DON'T SELL WELL

PLUS

Men's Corner
Fashion Horoscope
Runway Review
Designer Tip
Style Guru





LAST CALL

beauty is always in style.

eyes to kill for

*"I wear Simtropia eyes,
and I remark that
they seem to be
an undiscovered treasure"*

Torley Linden

 **simtropia.com**
eyes, shapes, clothings, skins

sim: Reforma

Summer 2007

INSOLENCE
Lingerie Skins Shoes

Venom - 94 133 28

contents

Features

- 30 - Arabian Nights
- 50 - Interview: Philo Sion
- 76 - Designer Faves, that don't sell well

Columns

- 14 - Style Guru: Ask Isabella
- 20 - Fashion Horoscope
- 24 - Designer Tip: Sculpties with Fallingwater
- 44 - Men's Corner
- 58 - Fresh Faces
- 62 - Style Girl: Jezebel Electricteeth
- 70 - Runway Review
- 76 - Designer Faves That Don't Sell Well







Grace

----elegance and beauty of
movement or expression
----a disposition to kindness
and compassion

Gracie

By Grace Winfield

Are you a Gracie Girl?
Alhena 96, 177, 23







WAYELABS

BORA BORA ISLES

WAYES · SURFING · JETSKIS · KITEBOARDING · HANGGLIDING · ISLAND DESIGN

namiko
surf co.

Visit us at...
Tropical island and surf spot: Quan Li (195,130,22)



surf second life. change real life.

Namiko Surf Co. supplies surf clothing and swimwear inspired by the traditional textiles of surf destinations worldwide.

A portion of all sales in Second Life is directed to Surfrider Foundation in real life, supporting the protection and enjoyment of oceans, waves and beaches worldwide.

namikosurf.com

Surfing in Second Life? Hell yeah.
Come learn at tropical island and surf spot: Quan Li (195,130,22)

second
Style

The best of Second Life clothing,
hair, skins, accessories, and more

Issue #11

Publisher, Editor-in-Chief
Celebrity Trollop

Assistant Layout Designer
Scarlet Singer

**Director of Operations, Advertising Sales
and Senior Layout Designer**
HeatherDawn Cohen

Senior Staff Writers
Ilianexsi Sojourner
Roslin Petion
Ryan Darragh
Haver Cole

Managing Editor
Iris Ophelia

Copy Editor
Liliu Maximov

Staff Writer
Liliu Maximov

Columnists
Justine Babii
Isabella Sampaio

Contributors
Fallingwater Cellardoor
Tuli Asturias

Founder
Josie Hamilton

CONTACT US:

<http://www.secondstyle.com> (PDF version)

Story ideas: editor@secondstyle.com

Comments: letters@secondstyle.com

Ad Sales: sales@secondstyle.com

On the Cover

Cover photograph by Launa Fauna. Our cover model is Solange Cerveau

SKIN - *CS* Charmed Skin - 40 (red-Dusk) by Celestial Studios

HAIR - [ND] "Winsome II" - Sand Dollar by Naughty Designs

NAILS by *Sin Skins* Glitter Manicure Black.

The following designs by Solange! Fashions - *TSR* Kadin in PURPLE SILVER, *TSR* Kadin Veil (SILVER) Amethyst, JEWELRY also by Solange! Fashions-*Solange!* Kadin Jewelry Set (SILVER) Amethyst

publisher's note

Welcome to another issue of Second Style. As Iris mentions in her column, it's been a very challenging time for the two of us as we select our Second Style models for callbacks. We really do have stylish, attractive readers. Thank you for participating.

I am pleased to be making two new announcements in this note. First, Second Style will very shortly start to produce weekly podcasts in easy-to-enjoy five to seven minute run lengths. The hosts for this new way to talk about fashion in Second Life are Daphne Abernathy and Tamara Kirshner both of whom I had the pleasure to meet in person at SLCC 2007. I am so excited to get this project up and running. I'm sure you'll enjoy it too. The first Stylecast will be released around the end of September and you will find them on our new website <http://stylecast.secondstyle.com>.

Second, I hired fellow opera enthusiast Valena Glushenko to start organizing Second Style fashion shows. These shows are intended to showcase newer, less well-known designers who deserve more exposure for their work. We will be using our Second Style model pool to help us put on these fun monthly events, hosted at the incredibly gorgeous-looking Second Style headquarters in the all-new Le Zoo shopping sim. Along with Second Style, you'll be able to shop Casa del Shai, Tres Blah, and Colleen Desmoulins flagship stores, as well as several other fabulous Second Life fashion talents. If you're a newer designer and you'd like to participate in one of our upcoming shows, be sure to drop Valena an IM in Second Life. We'll be putting together the gala launch just as soon as the HQ and the rest of Le Zoo is finished.



If you didn't already hear, there's a proposal for a dedicated fashion track at SLCC in 2008. You can read about it here <http://design.never30.net/Docs/SLCC%20Fashion%20Track%202008%20Proposal.pdf>, I think it's a great starting point. Whether or not you're interested in bringing your Second Life fashion into the real world, I would love to spend a lot more time at the next SLCC talking about fashion and design than in 2007.

Meanwhile, enjoy issue #11! We'll see you in a month.

CELEBRITY TROLLOP

editor's note


August brought with it SLCC 2007, and while there were a lot of hands shaken and ideas shared, it also provided a great opportunity for Celebrity and I to discuss some promising future developments for Second Style.

What, more changes? You bet! Call it growing up or spreading our wings, whatever you like, but we've got lots in the works to keep each issue fresher and more exciting than the last. However, we're not stopping there. Starting in the near future, we will be doing special Guide editions of Second Style, covering more specific topics than regular editions. They will also have fewer ads. You'll be able to buy these glossy little guides from special vendors in-world. But don't worry, if these guides aren't your cup of tea, the regular monthly releases of Second Style aren't going anywhere.

Next month, we will also be announcing the models we've selected for the Second Style Model Pool, and featuring several in that issue's photoshoots. We've had a lot of stunning male and female avatars enter, each with their own distinct looks and styles. I have to say, we have some absolutely drop-dead gorgeous readers out there! Whether you were selected or not, thank you for sharing your amazing avatars with us.

Well, another month, another magazine! Thanks for picking up issue #11 of Second Style, we'll see you again next month with our annual tribute to the fashionista's holiday, Halloween!

IRIS OPHELIA



style guru

ask isabella

By Isabella Sampaio

Dear Isabella,

I picked up a new smile attachment and really like it, but some people tell me it isn't very sophisticated. What's your take?

Sofia B.

Hello Sofia,

Yes, smile attachments seem to be widely available as “freebies” through various vendors and used frequently to imply, well, glee. I speak often about finding one's own individual style and embracing it, but in the case of these attachments, I find the SL smile not particularly stylish. I'll give you a few reasons why. First, they distort the features of the face, particularly the eye openings, leaving otherwise pleasant eyes squinting in rather creepy “Stepford Wives” android-ish manner. Likewise, the attachments are timed to smile in regular intervals—perhaps every five seconds, which only reinforces its robotic, non-organic nature. I do find it humorous when I come across a woman in SL—and even the occasional man—wearing a smile attachment who is ranting about something, upset about an event, a relationship, or some mild to moderate Second Life trauma. Meanwhile, they're grinning like it's Christmas morning in regular intervals. The emotion doesn't match the invention, and that's its inherent “style challenge.” Still, toss them on at the family barbecue or cuddle sessions if you wish—as long as they give you something to smile about.

Dear Isabella,

I desperately want to become a model in Second Life but I don't know how to begin, what to do, what to wear, how to capture the attention of agencies. Any advice?

Patty P.

Hello Patty,

This is one of the most frequent questions I receive in world whether at ASpiRE! Isle, where I work as a runway model, or out and about shopping. In my mind the formula is: 25% natural beauty and acquired style (which I've covered in the last several articles), 25% natural intelligence and an articulate demeanor, 25% perseverance and commitment to the cause and 25% luck. Right time, right place, right scout, right look, right planetary alignment. There are, of course, many agencies, established or new, populating Second Life. It's often more difficult to penetrate established agencies which already have enough working models in their ranks (to do runways for instance) than new agencies that are just starting up and looking to expand their ranks. Be on the lookout, too, in various style blogs, which often post modeling contests/searches. I will reiterate this very important point: it is about more than just looks. As I've stated in previous columns, it's not particularly challenging to be beautiful in



Continued on page 17 >

VIVA LA FASHION



SECOND STYLE FASHIONISTA
THE COMPANION BLOG TO SECOND STYLE MAGAZINE

Style Guru

> Continued from page 14

Second Life, but it's quite a challenge to carry "style" throughout everything you do. Over time, and with a little luck, that commitment to a style standard and perseverance in finding the right fit for you will likely open doors and get you noticed. Good luck!

Hi Isabella,

It seems most of your advice is geared toward the ladies. What style advice do you have in particular for guys?

Sebastian T.

Hello Sebastian,

Who am I to ignore a man in need? But alas, you're correct. Most of my style advice does focus on women. While I do design shapes for men and do styling work, 80 percent of my clientele tends to be gals. There also tend to be increasingly complex style dilemmas for my Second Life sisters with so many style-questions facing them surrounding skin, shapes, hairstyles, and so forth. That said, men's style is an ever-expanding business in Second Life with new skin and clothing designers endeavoring to pull out new lines which expand the style options for guys. You're in luck though. "Second Style" has a wonderful men's style editor: Ryan Darragh, who also manages "Men's Second Style" at www.second-man-com. Ryan is awesome, keen, knowledgeable and, yes, fabulously stylish. The only supplementary advice I can offer to Second Life men (who aren't likely reading this column or magazine but should be) is this shaking of the finger: set aside your pride; walking around Second Life looking intentionally unstylish because you're worried that people might think you care too much about the way you look is simply silly. Whether you're straight, gay, or an alternative orientation, you can take pride in how you present yourself to others. It might seem more "cool" not to care, but in a world where it's relatively straight-forward to look decent if not better than decent, spend a few extra linden to get a t-shirt that covers your belly, hair that fits (and is non-mullet), and fold more than one outfit into your inventory. And, on behalf of stylish

women throughout Second Life, please put on some pants before leaving the house. ;)

Isabella Sampaio is the 2007 SL Face of L'Oréal Paris Glamour. She also is a working model with ASpiRE! modeling agency and CEO of Style Guru, an avatar transformation and styling firm.





EROS DESIGNS



Elegance for your Second Life - Eros Cove (113,133,26)

It's about the makeup...





Second Mirage
 Fine Jewelry and Accessories
 Second Mirage (73, 26, 23)



Model: Euterpe

Zagoskin *haute couture*
 Linji (128, 97, 43)

the Loft³

Three times the panache.



ALL THE STYLE AND SOPHISTICATION YOU NEED TO COMPLIMENT THE TONE OF YOUR SECOND LIFESTYLE.

NEW LOCATION
BALI HAI (150, 140, 27)

fashion horoscope

By Roslin Petion

Aries
The current astrological conditions make this month a good time to upgrade but be sure to browse first. This is not the time to do impulse shopping. I suggest taking advantage of all the great blogs and the forums out there before deciding where to spend your Lindens this month.

Taurus
Venus has been off your path for a bit now, leaving you feeling a little out of it emotionally. Your confidence has taken a hit but the levels will go up slowly and steadily as the month progresses. Help give yourself the boost you deserve by dressing the part of the confident woman. Nothing could be more right than the Polka Dot Minis over at Wrong. They come in 8 colors with or without stockings and suspenders.

Gemini
Mars' sextile to Venus is sure to add some romantic spices to the mix this month. In my opinion, nothing says spicy and romantic like the Latina from Immortelle. I love the combination of red, black, and white but most of all, the lace detailing around the waist is just the right combo of sweet and sexy.

Cancer
Sensitive and romantic Crabs are in luck this month. The Milady Arwen set from Allure by Sparkle Skye is elegant and fit for a princess but she isn't the only person who will bring the princess out of any crab. Miriel Enfield has been amassing quite the range of crowns, circlets and gowns to fit most royalty.

Leo
Lions are known for their royal streak as well but they rule the mane. Hair-loving Leos will have plenty to be happy about this month. Elika will reopen her store this month and it should be packed with goodies for Leos and other hair lovers.

Virgo
The trick to pulling off the polished look that Virgos love is all in the accessories. The attention to details that add richness will ensure the rich look you love. The handbags and jewelry at Paper Couture are the perfect choice for you refined fashionistas.

Libra
This is supposed to be a month where you get to mix business with pleasure so be sure to dress for both. My suggestion? Well, it's a no brainer really, brands out there transition so beautifully from business to pleasure like Last Call.

Scorpio
Sexy Scorpions, get ready to let loose those lindens. According to your chart, your ruler is in the perfect place for you to spend, spend, spend. If you need a little direction, please, run, don't walk, over to Nicky Ree's and splurge on at least one of her six to-die-for delicious outfits that she made especially for the Style Asia showcase.

Sagittarius
Travel loving Sags are sure to have had a ball with the recent Asia showcase as well. With their open minded sense of adventure, I'd suggest they check out the sets made by BareRose Tokyo. They are amazingly intricate and an absolute steal at just 130 and 180 Lindens.

Capricorn
When it comes to fashion, Goats lean towards classic and tailored looks. They love to show off their great legs in form fitting pants and skirts with high slits. Paeoti Pomeray of Nymphetamine has an exceptional suit that is just the thing for you. Her outfit High Society has delicious shading that highlights your assets and prove that a business suit doesn't have to be all business.

Aquarius
Free-spirited water-bearers are renowned fashion mavericks. You are just the type to appreciate the wild work of Saeya Nynanda. Her newly expanded Kyoot Army has some amazingly different and beautifully detailed work that should please those that like to stand out in a crowd.

Pisces
The Jupiter and Mars opposition to your sun may have caused people to pull you in a variety of directions that you rather not have gone. You need to recharge your batteries and be nurse back your spiritual self. The Mandala set at Earthtones is the perfect prescription for you. This traditional symbol will bring you back in balance and you'll look good doing it.

Titan Corporation presents

Titan Textures Helping You Build A Better World

Brought To You By Kuba Aja

Leather, Furs, Denin, Cloth, Silk, Latex, Lace And Many More!
All Textures Full Permission!
Krasnoyarsk 80, 79, 86

Audio & Video
Players for your
Second Life

Rossa
214,99,79

for further information IM the owner, Cookie Bertone
Video player available soon.

Pinched

Ruched

Casual Cl

dawning
CONCEPT

SECOND LIFE

Housing Directory

Not a mall. Visit our in-world directory of over 70 vendors of:

- ☞ Condos & apts
- ☞ Prefab houses
- ☞ Furniture
- ☞ Land for sale
- ☞ Builders for hire

Use Search / All to find us:
"SL Housing Directory"

ACCESSOIRES / BIJOUX / SACS
SUNSET ARTS 168, 178, 23


Pearlie Pedro

Sculpties Tutorial

By Fallingwater Cellardoor

I'm going to cover sculptie basics that should apply to any 3d software package, and any modeling method. I use Maya, which is quite expensive. If you're a student you can buy a much cheaper educational license. If you're interested in buying Maya, check out the free Personal Learning Edition first. You can't export proper sculpt maps but you can learn the interface. Blender and Wings3D are popular free programs. SL residents have written sculpt map exporters for both, and there are some good discussions in the SL building forum. Residents have also written simple standalone sculptie modelers. [link]. Capabilities are limited; on the other hand, there's less of a learning curve. I won't be addressing those programs here.

The three common modeling methods are NURBs, polygons, and subdivisions. I work with NURBs. The Maya sculptie exporter seems to like them best and they suit my design style. Other options are polygons and subdivisions. Wings3D is a subdivision modeler; Blender supports polygons and NURBs. In the end they're all about moving vertices, edges and faces around.



A few closed shapes with 2 poles


Before worrying about sculpties, you should be comfortable with the basics of modeling. Be patient. Go through beginner tutorials for whichever program you choose.

Once you're comfortable, what do you need to know about modeling sculpties?

First, shapes need to have the same basic

structure as a sphere.* That is, they need to be closed shapes with 2 poles.

Second, there's a limit to the complexity you can shove into a single shape. A sculpt map represents 32 horizontal and 32 vertical rows of points in 3d space – a total of 1024 vertices. Also, level of detail in SL affects how your sculptie appears at different distances. Close sculpties will be rendered with 32x32 vertices. Farther away ones will drop to 16x16. You can see below that the closer object has more tightly packed vertices/polygons. (I think very far away ones will drop even further, to 9x9 or less.) The size of your prim determines the distance at which level of detail drops. So, for small attachments, that distance will be lower than for a house roof, for example. I try to stick to 16x16 max vertices when I'm modeling – LOD is less of a problem that way.

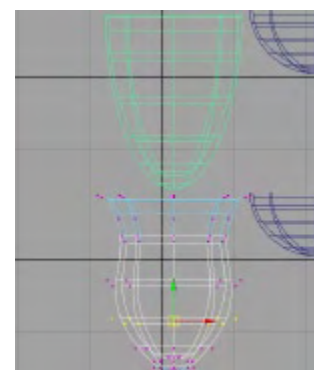
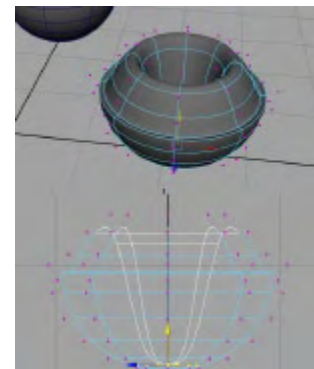



LOD is reduced when object is farther away. (Wireframe view in SL)

A good way to create a sphere-like object is to simply start with a sphere! You can stretch and bend the object and push around vertices until you end up with something that looks nothing like a sphere. By starting with a sphere, you can be sure that your object has the correct form.

Start with a 16x16 or 32x32 sphere, or start with a simpler one and add more divisions as you need them. (if you're using the wings3d method as seen here, disregard this paragraph.) It's easier to deal with fewer vertices to map out your basic shape. Also, closely spaced divisions will give you more detail where it's needed. I find it easier to add divisions where I need more detail than to bunch up evenly spaced divisions after the fact.

Starting with spheres, you can create your own



library of base shapes – cup, rounded cylinder, rounded cube, egg, whatever you think of. For example, if you want to make a lot of different cup-shaped flowers, make a basic cup then use that each time you start a new variation.

OK so let's see all this talk in action. I'll make a cup, make a new shape from the cup, export and upload them both to SL. I'll create a sphere and start moving the vertices of the top half:

I'll move and size vertices row by row until I'm happy with the shape.

Then to make the lip thicker, I'll add a horizontal division (for NURBs that's an isoparm) at the inner top. (I didn't have to do it that way, but I am for purposes of illustration.)

Now I'll copy the cup and make it vaguely flowery by stretching the whole thing then stretching rows.

Now I'll export my sculpt maps (see below for pointers to various exporters) and upload them into SL. I'll rez a cube, then change prim type to Sculpted, then set the sculpt map to my file.

Other common creation methods are loft and revolve. They may be named differently in your modeler of choice. I've used both with good success. When you loft,



http://www.mondira.info.ms




Stella's Mall on Stella Isle

Designer fashions by:

Marla

UK Couture

DeliciousWear



you must make sure you close the ends of your object. (Closed surfaces, remember?) There are lots of lofting and revolving tutorials in product documentation and out in the googleverse.

I'll quickly cover some common problems.

If your sculpted prim looks like it's inside out (outer surface is transparent), you need to flip your sculpt map horizontally before uploading.

If there's a gap or an unexpected flange, your sculpt map is oriented wrong. Rotating it 90 degrees should fix it.

If your object has ugly wrinkles and crinkles, you may have to wait for the JPG upload compression fix in the SL client. Maya's exporter includes a 'maximize scale' option that minimizes but doesn't eliminate this problem for now. I don't know what other exporters can do.



Common problems. That's a tree trunk, you perv!

There you have it. To learn more, check out the SL sculptie wiki. And have a look through the

Building forums. Most importantly, experiment and enjoy.

*Other sculpt types are currently supported through scripting only. I'm not covering those types here.

RESOURCES

Maya exporter: http://wiki.secondlife.com/wiki/Sculpted_Prims:_FAQ (scroll down)

Wings3D exporter: <http://forums.secondlife.com/showthread.php?t=183764>

Blender exporter: <http://forums.secondlife.com/showthread.php?t=203571>

Resident-created programs: http://wiki.secondlife.com/wiki/Sculpted_Prims:_Resident-made_Tools

General sculptie info: http://wiki.secondlife.com/wiki/Sculpted_Prims

Opinions about various programs: <http://forums.secondlife.com/showthread.php?t=186603>




REEL MOVEMENT


POSES | ANIMATIONS

LAUQUE 92/213/22

Do you love Second Style?
 Want to get a copy of it as soon as it's published?
 Make sure you join our "Second Style Readers" group in Second Life!
 Click Search, select the Groups tab and type "Second Style" to join! It's easy and free.







arabian nights

By: Iris Ophelia

On Ishya
Hair: Theresa in black by Queue Marlowe, Analog Dog
Clothes: Birds of Paradise Silks by Sonya Kiviok, RED's
Necklace: Peacock Feather by Polyester Partridge, Yummy
Earring: Heart to be connected Pierce by Yukirei Greene, YUKI



On Saeya
Hair: Kenzie II in Black by Aden Breyer, Aden Hair
Clothes: Scarlet Dancer in White by June Dion, BareRose



Name: Saeya
Hair: Tyra in Platinum by Elikapeka Tiramisu, ETD
Clothes: Eastern Promise in Emerald by sachi Vixen, Adam'n'Eve



Name: Iris
Hair: Brenda in Blonde Blackened by Elikapeka Tiramisu, ETD
Clothes: Kadin in Blue Gold by Solange Cerveau, Solange!
Accessories: Kadin Jewelry Set and Veil in Blue Gold by Solange Cerveau, Solange!
Shoes: Kadin Harem Slippers in Blue Gold by Solange Cerveau, Solange!



Name: Iris

Hair: Asian Nic in Brunet by RuRu Nagy, LALA Moon

Clothes: Jeweled Dress Silks in Emerald by Lilita Lacey, Snake Charmer

Accessories: Mayan Princess Earrings by Aries Bricklin, Mexico Tourism Board

Shoes: Mayan Princess Sandals by Aries Bricklin, Mexico Tourism Board



Name: Iris

Hair: Lucy in Black Pearl by Lost Thereian, Influence

Clothes: Isis Silks Set by Siyu Suen, Illusions

Accessories: Sexy Egyptian Hairdress in Cream by dzogchen Moody, Masks & Feathers

Name: Saeya
Hair: The Pullback III in Black by Elikapeka Tiramisu, ETD
Clothes: Meela Silks Red/Gold by Talyn Barrett, Analise
Name: Ishya
Hair: Chalisa in Black by Elikapeka Tiramisu, ETD
Clothes: Gold Dust Silk Set by Talyn Barrett, Analise



men's corner

By Ryan Darragh

You'd think that dressing for summer would be a no-brainer. How hard could it be? It's hot, getting hotter, and after all you just want to be comfortable. If all you're looking to do is throw on some shorts and a tee-shirt, go forth and conquer with my blessing—you probably don't need any help, and although I certainly have recommendations that's not the direction I'm taking with this month's column. No, here I'm talking about the challenge of looking and being cool, comfortable and well dressed, all at the same time. Up first, a few casual items, then some dressier options.

The "Dolce" ensemble is part of the new Moderno men's collection by Ginny Talamasca (as Devyn Carmichael). The set includes Wrinkled Distressed Chinos with sculpted prim cuffs and breezy printshirts in five different summery colors. As always, Ginny's fabric texture is impressive, her artwork rich and eye-catching. This outfit is perfect for wandering Ibiza or other vacation ports of call, yachting on the weekend, or just playing hookey from work one day and enjoying a day at the zoo. Available at Moderno (Dazzle 154, 43, 27).

The Castaway Linen Shirts from Savvy Avvy have a sleek and slinky look I don't usually associate with linen, but the wrinkle and fold shading at the elbows gives away the truth—linen wrinkles, it's just the way things are, and you'll

never look perfect in linen unless you're Michelle Pfeiffer in "Tequila Sunrise"...or anyone in Second Life. Wrinkled or not, linen is airy and cool, and the open neck on these shirts, in addition to providing a casual counterpoint to the long sleeves, will keep your temperature down. The pack includes shirts in Beige (shown), Dark Brown, Black and White. Available at Savvy Avvy (Hake 55, 102, 21).

At her shop Moonshine, Shelly Toonie features a large and growing collection of menswear at very reasonable prices. Her "Island Sunset" Men's Surf Shirt caught my eye with its sun-washed colors and casual, sexy design. It's available as an open shirt only—how else would you want to wear it?—and is finished off with prim cuffs that look rolled to just above the elbow. Other styles with different fabric prints are also available, some with sculpted prim cuffs that look not just rolled but ruffled. Available at Moonshine (Silver Lake 38, 206, 39).

For some dressier wear, let's turn now to some designs influenced by styles from the Southern U.S., where they know from hot. It's just not possible to talk about dressing a man for summer without mentioning seersucker. Seersucker is cool, comfortable, and appropriate for any occasion. Every well-dressed Southern gentleman has at least one seersucker suit in his wardrobe. The Seersucker Suit by Blaze Columbia comes in Blue (shown), Gold, Green and Red and includes jacket, pants and shirt with tie. The jacket can be worn with or without the skirt-

Continued on page 47 >



love hats
love shoes
love
Tesla



Dreamworld South 231 221 22

Nuclear Boutique

Hair · Clothing
Shapes · Prim Eyelashes
Skins by RealSKIN

Located in the tropical paradise of
Archipelgo Wild (128, 128, 29)

Shop. Relax. Enjoy.



Men's Corner > Continued from page 47

layer extension. Note that Blaze's "classic" suit, with necktie included on the shirt's texture, is pictured here. Blaze advised me that this suit is currently being re-worked for compatibility with Blaze's collection of more than 250 flexiprim ties. The revamped suit, guaranteed to be even better, should be available in the shop by the time you read this. Available at Blaze Fine Fashions (Blaze 72, 117, 22).

I reviewed Shai Delacroix's Southern Comfort Suit on the Men's Second Style blog not long ago but can't resist including it here as well. This aptly-named suit includes jacket, pants, tucked and untucked linen shirts, and a prim bowtie. Shai has used sculpted prims to create loose, "slouchie" cuffs for both jacket and pants. The fabric texture somewhat resembles seersucker, but without the traditional prominent stripes. It's perfect for wandering the French Quarter on a hot summer afternoon, and the various wear options make it flexible enough for dressing up or dressing down. Available at Casa Del Shai (Deco 94, 170, 32).

In Issue No. 9, I mentioned the linen Summer Suit by Vindi Vindaloo. That suit is a perfect companion to the suits by Blaze and Shai, but for a dressier or even formal occasion, look no further than Vindi's Delgado Wedding Suit. Its rough, almost rustic linen weave again guarantees comfort, even at a garden wedding. The suit includes jacket, trousers, tucked and untucked pleated formal shirts, and optional vest for wear options galore. A color-changing formal prim necktie (24 different colors) and rose boutonniere are

included as accessories. Helpful informational notecards explain it all for you, just like Sister Mary Ignatius would do. Available at Luxury by Vindi Vindaloo (Plush Kappa 37, 100, 22).

Dressing for summer in Second Life isn't limited to tees, shorts, jeans and flip-flops—not that there's anything wrong with them! Designers of SL men's clothing, working always and only with your wants and needs at heart, provide plenty of options for any event you can think of, from casual outings to vacation travel to formal affairs. Don't be afraid to try something new or even daring for a change!

Ryan is also wearing: Entice "Hunter" skin by Sezmra Svarog (BodySkins by Nora). "Deviance" hair by Lost Thereian (Naughty). Brown Leather Bag by Jesseaitui Petion (Aitui). Leezard Bracelet in Leather with Gold ID Tag by Mhajib Guillaume (Mhajib Things). Stylish Plate Necklace by Yukirei Greene (Dragones Jewelry Shop).

Sean is also wearing: "Dante" skin by Lost Thereian (Naughty). "Poynter" hair by Liam Oliver (Armidi).

Ryan is Editor-in-Chief of the Men's Second Style fashion blog, available online at www.second-man.com. He lives in Otherland with his partner Sean.



haute accoutrements

snowshoes
fancy
fancy



<http://slurl.com/secondlife/pinecoast/137/35/23>



PHILO SION

Iris Ophelia: What brought you to Second Life initially?

Philo Sion: I was working really hard, like too hard. Supporting my husband and newborn son and, at that time, my brother. I was doing freelance illustration. My brother said I needed to play a game, chill out some. I told him I didn't want to spend any money. So he spent 10 dollars on a lifetime SL account.

PS: That's back when it cost \$10. smiles

IO: Wow, so did it work?

PS: Not exactly. I worked during all of my "play time" on Second Life, and at some point I realized I could quit freelancing and spend all my work time on SL.

IO: What were you working on in SL when you realized that?

PS: It was when Hybrid had gotten to a certain point. I was making more money from that than freelancing. Not that that says much. laughs

PS: It was really the ears that did it.

IO: What is it about the Neko subculture that makes it so appealing for you?

PS: There are a LOT of reasons....

PS: I think probably the primary one is it's a subculture that has grown up almost entirely on Second Life. The Furry thing, the Gorean thing, these all had IRC channels and conventions long before SL. Nekos have been a popular icon in eastern and western comics, but have never been a community as such. On Second Life, a community has formed, a whole-new look has been created—it has branched so far from the big-eyed anime girls with giant bell collars and Felicia from Spiderman.

PS: The next biggest reason is that I can't look at my avatar's butt without a tail and not cringe.

IO: laughs Is that personal taste or a dislike for the avatar mesh itself?

PS: I think it's mostly that I've gotten so used to seeing a tail. I even play a Mithra in FFXI and a Draenei in WOW.

PS: Well... you know, when I play. smiles

IO: So lately you've branched out into more skins as well as clothing with your Eat Me line. What brought that on?

PS: I know from freelancing that targeting a specific niche is good for business, and I had really attempted to do that with Hybrid. I love the Neko thing to death, but I was spending my play time (again!) working on non-Neko products for fun. I had enough lined up at a point that I decided to branch out into a secondary product line mostly defined by "made by Philo and not Neko-themed".

IO: So what would you say is the motivation and inspiration behind your new line?

PS: As much as I hate to say it, it's not as focused as all that. However, it is sort of organically taking on a feel of it's own. Aside from the wounds and the zombie bat, it's mostly got a cutesy thing going on.

PS: So cutesy except for horrible puss filled bloody leg wounds. You know.

IO: Naturally. What do you enjoy working on the most when it comes to the things released or that have released in the past?

PS: I think I love the really crazy random stuff like the HyPod and the bat. The bloody knuckles were funny to me (I figured someone's avatar needed to look like they had beaten up all those avatars that look like they've been beaten up).

PS: And lately sculpties have been so much fun for me too.

PS: They're wonderful!

IO: Sculpties are a revolution in fashion for sure. What program do you use to make your UV maps?




Come visit the fabulous New Sim dedicated to everything Cool, Hip & Retro!

Centred around the fabulous PIN UPS Night Club & Burlesque Bar, in it's brand NEW LOCATION. RETROLOGY is home to some of the very best in retro and vintage inspired FASHION in Second Life. Come and chill at the café or record shop and listen to great MUSIC, go for a drive, a romantic walk or shop till you drop! Then party the night away with the sexy crowd at PIN UPS and take in a late night MOVIE!

Retailers include; artilleri, Ivalde, House of Nyla, Tuli, Ingenue, Marlys, Bossa Nova, 1 800 Bettie's, Savvy?, Veschi, Cashmere, Icing, Encore, PIN UP Dolls & More.

What's Past is Present in Second Life!



Interview

> Continued from page 51

PS: Blender. Free and awesome.

IO: Fabulous. Well, what are the next steps for Philo Sion in the design world of SL?

PS: I'm annoyed now by the v2 HUD, so I've got a v3 system in the works. I'm also converting all of my ears over to sculpties as the inspiration strikes. Usagi and Kitsune are next.

PS: I think the interview-for-fun stuff is still going to be clothes and hair.

IO: Do you have any messages for fans and soon-to-be fans of your work reading this interview?

PS: If you want to do something with your life or your Second Life, stop messing around. Most things don't take as much planning-in-the-head time as people (myself included) are inclined to want to do. Life is fragile and short. If you love someone, tell them so. If you want to make something, make it. You're the only one who can hold yourself up, so do it, and do it well!



*Skin
Flicks*

**HUGE
SUMMER
SALE**

skin packs reg.
priced at 3500L
now on for
2500L

skin packs reg.
priced at 4000L
now on for
3000L





- Personal Attention
- Exceptional Style
- A One-of-a-Kind Transformation

STYLE GURU

SPECIALIZING IN APPEARANCE ASSESSMENT, CUSTOM SHAPES AND HIGH-END STYLING AND ACCESSORIZING.

CONTACT **ISABELLA SAMPAIO**, THE SL FACE OF L'ORÉAL PARIS GLAMOUR 2007, TO MAKE A STYLE CONSULTATION APPOINTMENT.

Freda's Fine Fashion **Knieff (8, 96, 187)**

*New!
Couple-Versions to make undressing a joy*

DEVOTED TO FASHION



biancaF.
*itland2 * london * kosrae*

fresh faces

By Tuli Asturias

This month Second Style presents Delaney Whippet of Macrophage as its Fresh Face selection. Delaney's bold and vibrant colors certainly has caught our eyes. We asked Tuli Asturias to select five Macrophage outfits and write about what she liked for each one.



Graphic Dress:

The "Graphic Dress", shown in blue, screams couture eccentric. It has a fabric pattern you won't see on a daily basis, but that is exactly its appeal! The matching scarf gives it a hint of retro. Dare to show your quirkiness!



Hope Zipper Dress:

This "Hope Zipper Dress" is one of Delaney's newer releases, and it just says '80s to me, with the stretch flat-buckled belt, the zipper, and the ribbed fabric. My pointy Sylfie pumps just slipped on by themselves! Girls just wanna have fun, ya know!



Terry Dress:

The "Terry Dress", shown in purple, is not for everyone.... It sports psychedelic bright colors and just makes you think of the colorful '60s era. I adore the neckline! If you're looking for something extra funky, this is it.



Bohemian Keyhole Tank:

Next to funky dresses, Microphage also offers some accessories, like peacock earrings and chunky hoop earrings, but also some very cute and original separate tops. This is the "Bohemian Keyhole Tank" in black, and the detail in it is delicious!



Brown Splatter Wash Jeans:

"Brown Splatter Wash Jeans" is the name, and splattered they are! This reminds me of '80s punk. Just finish the look with a simple black top and clunky boots and you're good to go!

[hoorenbeek]


HIGHLY DETAILED PRODUCTS



Customize any of our products to promote your SL business adding your logo to our tees, polos, jackets & caps

[jeans - shirts - tees - suits - hats - glasses - shoes]
[skins - shapes - eyes - hair & more]

Picasso



Rothko





Starr-ving Artist

Dixie Starr's Boutique & Gallery
Andorra la Vella (44. 177, 28)

Original Art, Evening Starr Formal,
Starr-ving Artist Casual,
North Starr Winter Wear



Pollock



de Kooning



style girl

JEZABELLA ELECTRICTEETH

By Haver Cole



Haver Cole: Welcome to another wild world of style and fashion! This month's style girl is definitely on the wild side! Welcome Jezebel Electricteeth! Her style is as varied as the stars in the sky, and you will often find her as a cat, a guy, or possibly a furry rabbit!

HC: Jez why do you think you have such a wide variety of looks as opposed to settling with one version of you?

Jezebel Electricteeth: Aww, thank you Haver for your sweet introduction. :) I suppose I am always one to try something new, and as SL hardly limits what you wear and when you wear it, I absolutely adore experimenting. I do have a few AVs that I tend to wear as mains, though.

HC: What stands out about those looks that they stick with you more than others?

JE: Mmm, well for example the first is female and, because I am one I obviously feel comfortable settling down and getting girly from time to time, usually I change my AVs depending on my mood. Right now I'm running around shopping as a kid!

HC: (Laughs) So is there anyone or anything you wouldn't look like?

JE: Well, you won't see me wandering around as George Bush anytime soon.

HC: (Laughs)

HC: What would you say is a big style influence for you in SL?

HC: Or who?

HC: :D

JE: Probably everything that comes with the Neko 'lifestyle', I've donned ears and a tail since the first month I arrived here. Gritty Kitty and Miau Haus were one of my favorite places to shop for catnip in.

Continued on page 64 >

Style Girl

ntinued from page 63

HC: What about in real life...or is your real life a reflection of who you are here?

JE: In real life? I've always been a part of the 'alternative' crowd. I've been wearing black and wild hair since I was fourteen.

HC: So having black-and-white spotted skin isn't much of a stretch?

JE: Not at all, in fact when in my girl AV black-and-white is usually my 'signature' color.

HC: (Laughs)

HC: Do you ever feel odd being just human?

JE: (Laughs) in RL or SL?

HC: Both?

JE: In SL, no – I can just bust out an Isle of Wyrms full-scale dragon and make everyone else feel odd instead! In RL, no. I'm perfectly happy with my species and who I am. :)

HC: Do you find you run into prejudice when you are running about say, as a kid or as a furry?

JE: As a furry, yes. I was followed around a mall by a newbie telling me that I liked to perform indecent acts to animals, or in his words, 'lol u fuk dogs', but otherwise I don't get any trouble. At the end of the day there is always the mute or the teleport button.

HC: You are so pragmatic about it.



HC: I notice you do a lot of photography:(<http://www.flickr.com/photos/jezbellaelectrictooth/>). What inspires you?

JE: My friends, events happening in-world, and usually emotions. Flickr is something very important to me as it helped me find two of my best friends in SL.

HC: Really?

HC: Do you find outside sources a good way to find new people to connect with that might share your sense of style?

JE: Sure, Flickr is a good example as well as SL blogs. There are not many who don't settle to one AV I've noticed these days, but I hang around with some very stylish and creative people who are always giving me inspiration.

JE: I should probably also mention that I style bands in RL.

HC: Realllllly??

HC: Oh do tell

HC: What does that entail?

HC: How does that work?

HC: Have you seen someone hot naked, and if so can you use your visual words?

Reforma is

México in SL



sim: Reforma

México is one of the fastest growing communities in SL, we have been in the top five places in the last 3 months and currently are number two in LatAm, come visit Reforma and take a look, explore the warm aspect of yourself.

Setup a store, buy some land or just have some fun.

You will love our land our people our prims and textures and our lag well... this is SL after all :)

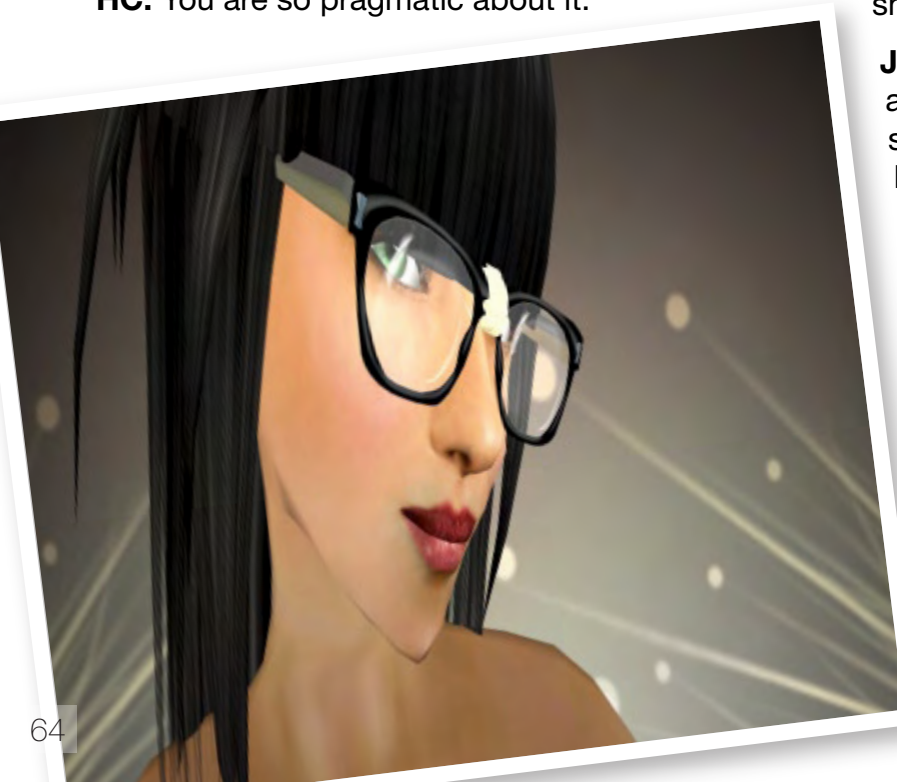
Come and check it out!



méxicoSL

simtropia.com

Matatena!



There are two sides to every wedding...



KessKreations can take care of them all!
Fine Jewelry and Wedding Accessories * Crystal Shores (203, 31, 22)



HC: what about music or art? Do you find those influence how you see yourself in this world (or rl)?

JE: Music is probably a big influence to me; I have always liked and appreciated all kinds, from industrial to indie. Though how it influences me directly is something to be wondered, as my AVs and clothes differ so much!

HC: Well, I think when I'm listening to a certain piece of music it sets the mood for me, and when the mood is set my AV follows suit.

JE: That could be it; music has a habit of playing on moods. Maybe, for instance, if I'm listening to a Nine Inch Nails album and feeling a little raver-ish you'll see me running around in a grubbed-up girl AV in a post apocalyptic outfit.

HC: It pumps me up especially if I have SL work to do.

HC: What was your very first style mistake that you remember?

JE: Wearing L\$1 black heels, you know the kind that make your AV's foot look like it's been squashed in after being flattened by a car tire? Because I couldn't find any good urban shops to get me booted.

HC: Boots are hard in SL for some reason to get right...

JE: (Laughs)

JE: Well, basically I'm a clothing stylist, which means that I usually work on video shoots or photo shoots with the bands and any models/extras involved. I prep clothes before, and dress them on the day. Sometimes I dress bands for gigs.

HC: Have you ever thought about bringing that talent into SL?

HC: Or is this purely for fun?

JE: I've never thought about bringing it into SL, I'm not sure how that could work. And though I have built quite extensive things (and done building commissions) I haven't thought seriously about making money out of SL.

HC: How did you get into building?

JE: I just wanted to build from the moment I got in; I started building silly things in sandboxes (my first build is a fishbone) and went up from there. I taught myself because my SL boyfriend at the time had no interest whatsoever and I didn't know anyone then. It was a fun learning experience, and I'm still building to this day for usually my own amusement.





HC: What about the first SL designer you really fell in love with?

JE: Draconic Kiss. I love, love, love her Latex and her sense of endless, elegant style. I've never met her but I have the hugest clothes crush on her.

JE: (Draconic Lioncourt is the girl. :))

HC: Oh wow, I was JUST talking to my friend about the content creator crush... I have the hugest one on Juliette Westerberg, and whenever I see her or talk to her I get all googly.

JE: Ohhh, yes.

HC: There is something about the first love you never get over.

JE: I agree, I so agree.

HC: And the worst is that you don't want to be all fan girl but can't seem to help it!

HC: Are there any new designers you have your eye on?

JE: Oh, of course. In fact, this is the reason why I hope not to meet her in case my fan girl comes rushing out with pom poms.

HC: I KNOW!

HC: It's horrifying.

HC (Ducks head in shame)

JE: Manna Yoshikawa seems to be bringing out cute oriental (though grungy) stuff right now in her shop M City. Also, Rith Valiant (Black Cat Rith) seems to be popping up in a few places. Her stuff looks fantastic and well-placed with the Neko and 'street fighting' fashion that seems to be so popular in SL these days.

HC: Street fighting fashion. That's such a good description. It makes me want to go get my shank!

JE: It's true! Pipes sticking out of backpacks, and crude, rusting knives sheathed on belts is all the rage these days. It's hot.

HC: It's so interesting how trends come about.

HC: Someone makes a sim, people make content for that sim, then clothing to wear in the sim, then you've got a style.

JE: I think it's probably to do with RP areas like Midian City, Crack Den, and Missing Mile.

HC: Totally.

HC (Stabs you)

JE: It just makes you want to be a part of that grunginess. (Starts cooking your leg on a flaming toxic barrel)

HC: Any last words?

JE: Don't be afraid to break out of the old habit of wearing your default AV. Spend a day, or even just an hour, as something else and enjoy yourself.

HC: I love change!

JE: Yayyy!

HC: Thank you so much for speaking with me Jez, you are an inspiration to all of us! You cannot commit to one look... If you have anyone you want to nominate for style girl/guy/robot (I keep waiting for the robot people) please IM HC in-world!



Are you still asking your customers to join your update group?

- ▶ let your customers subscribe with one simple touch,
- ▶ easily send messages and items to thousands of users,
- ▶ mass distribute your magazine,
- ▶ notify your customers about new products,
- ▶ without requiring them to join a group!

What do you get?


- ▶ no annoying random group chatter,
- ▶ no more inviting customers to join your group,
- ▶ a good feeling of saving a customers group slot :)
- ▶ easier way to reach more customers,
- ▶ which translates to more revenue!

try it free!

Synthetik

www.synthetik-on.net

runway review



you want just a well made top and slacks to go with your long hair, simply remove the prim collar. I saw these at the G.L.A.M. show and then totally ran to the store to get them the next day. They've been in the !Faves folder ever since.

overall look of the piece. This was another of those that I literally ran from the show to the store, and if only I had more formal events in my life to wear it to!

order. Because prices sometimes fluctuate, I'm not listing prices. When I last checked, however, all of this month's selections were at or under L\$300.

1. Donna, or Savvy, or Yuppie Chic by Simone!

Ok, yes, I cheated like crazy as I just picked three outfits when I was supposed to pick one. These are great clothes though and they come from the new Simone! Business line. I'm always on the lookout for well made dresses that I can slip into the old !Faves folder and depend on when I need something in a hurry and all three of these fill that bill. Simone's clothes are always well drawn and well assembled and she has a great eye for color, so with that said, here's three that I love, pick the one that suits your business style.

2. Satin Pantsuit with Bowtie Neck or Satin and Tweed with Bowtie Neck from G.L.A.M.

Here are two versions of the same design, with very different textures. Both work beautifully. The prim collar is cute and blends well with both outfits, though obviously works a lot better with short hair and updos than with longer styles. If

3. Marit by Ivalde

I don't think I got a good picture of this dress because the Scandinavian Designer show was packed, and the extra lights and whistles and bells, though spectacular, made for crazy lag. It's really a shame because it is a gorgeously textured dress, and the one on stage, in black, was truly so rich and luxurious you could almost feel how soft the fabric is. Marit comes in several colors, so if you're looking for an old fashioned dress to wear to the barbeque pick one up in blue, or live your goth life in the black, whichever you choose you'll be happy you met Ivalde.

4. Midnight Move Flexi Dress by LeeZu Baxter


This is from the First Expressions show and I love it. Again, lag was a bit heavy to get great pics but I think you can see the rich color and texture on this, and the elaborate flow of the lines of each layer. The arm bands may cause grief with some AO's but seem to work quite well in most natural positions and add an interesting element to the

5. White Sequin Dress from Redgrave and handbag from PV Designs.

Here's one stop shopping, as they are in the same store, (and are even both conveniently on the second floor of Emilia Redgrave's shop). The dress on stage doesn't match exactly the dress on the wall, but the box reveals a bunch of combinations, so I assume it's the same dress as was shown. (It comes in a little higher in price than the others I've listed so far, I believe it's L\$450 but there appear to be a lot of different combinations that come with it). The handbags from Previous Vuckovic are fantastic. Shown is the Sac de Ville Paris.

By Justine Babii

August was an embarrassment of riches on the runway as there were many, many great shows for the fashion conscious. I attended quite a number of them but fear I didn't even scratch the surface of what was out there, but still, from all the great stuff, picking just five great outfits is a chore. Ok, here we go, in no particular



designer faves that don't sell well

By: Iris Ophelia

Outfit: Charcoal Variety Pack from Little Rebel Designs

Also shown: Skin from Soda, Hair from Kin's Boutique "The colors and variety of this outfit really appealed to me, the versatility I could wear everything with. I like to mix-and-match pieces, so I created them all so that they could be worn together or thrown on with other things. I also like that changing the top changes the feel of the casual business pants, from the sexy bustier to the classic white button-up to the sporty pink polo."

-Jonquille Noir





Outfit: Sinta Playsuit in Berry from Casa Del Shai

Also shown: Skin from Deviant Nation, Hair from Zero Style

“The Sinta Playsuit is the first suit I’ve ever done in SL for girls. My favorite release since and was overlooked despite the press attention. The quirky details on the shorts and jacket ensemble were slaved over, each color was chosen carefully. And I felt really confident it would make girls think twice about menswear with a femme twist. Putting that out on the market was a little risqué, since at that time, the trend was punk/goth. The new flexi dresses were all the rage. Just the same, the release identified the Casa line along with the tweed menswear line. It also inspired me to do more jackets for the autumn winter 2006 releases. Nevertheless, you’re only as good as your last work and it only proves that, sometimes, your choices aren’t for everyone.”

-Shai Delacroix



Outfit: Charlotte in Red from Tuli

Also shown: Skin from Nylon Outfitters, Hair from ETD, Necklace and Earrings from Paper Couture

“Customers seem to love my casuals but don’t really know my evening dresses. My personal favorite is the Charlotte gown (especially the red) which has a pretty lace neckline, a delicate shiny silk fabric, a plunging back accented with a bow and trimmed with pearls. Worn with a nice updo my husband says it looks breathtaking!”

-Tuli Asturias



Outfit: Cay in Green from Vitamin Ci

Also Shown: Skin from Karamia, Hair from Aden

“Cay is one of my favorite outfits but it doesn’t seem to be a crowd favorite compared to my other designs. I’m in love with the detailed crochet top, flex prim belt, and the fact that I was able to make capri cuffs.... Sure, it’s a minor feat but since I’m uncomfortable working with prims, I’m always happy when I do and it turns out fab. I wear this outfit often and I hope it starts to grow on others.”

-Ciera Bergman



Outfit: Elegant Zonja Gown in Red from Nicky Ree

Also shown: Skin from Tête à Pied, Hair from Fetish, Necklace and Earrings from Muse

“For Zonja I played with clean lines and sleek shapes, not much flouncy fluffy prims, just simple sleek prims creating a mermaid-like flare skirt. I guess I’m sentimental about it because it was done during the period when I started designing gowns, and Zonja was one of my earlier pieces alongside Celtic Rose, Celtic Princess, and Sonata.”

-Nicky Ree



Outfit: Bordello in Red from Simone!

Also shown: Skin and Hair from Naughty Island, Necklace from Paper Couture

“I think I expected that it would do well because it’s such a romantic dress, from the roses to the bustier top, to the angled skirt, it’s just a very fun, romantic set. I guess I just always expect romance to win the day.”

-Simone Stern



Outfit: Louise in Chocolate from Insolence

Also shown: Skin from Lovey's Boutique, Hair from Miriel

"I really like the Louise set, it's sexy but with elegance. I really enjoyed making the embroidery by hand, it took a lot of time but in the end, it's my little jewel. I tried to make the panels as thin as possible, but still with a 'real' fabric feeling. That's the kind of piece I love to know I'm wearing under my clothes, just for me. It's a very sensual and selfish thing."

-camilla Yosuke



Immortelle

Women's Fashion

Dashton 245, 245, 22

<http://slescape.blogspot.com>



Escape ::

Fashion For Women

Hex (83, 152, 331)

P I N U P S
Night Club & Burlesque Bar

DANCE CLUB • RETRO MUSIC • COSTUME CONTESTS • LIVE DJs
FLIRTY PIN UPS GIRLS • NIGHTLY EVENTS • ROMANTIC SETTING
ROCKABILLY • JAZZ • ROCK • FIFTIES • TOP 40 • REQUESTS
VISIT US AT RETROLOGY (127, 89, 40)

Fall in love.love.love
Exclusively in Mischief Cove,
Mischief (144, 172, 24)



Cattiva **Cattivo**

Cattiva & Cattivo
Hot version 2.0

Wicked Styles for Women & Men
Main Store: WolfWalk (179,183,54)

DMII

DELICIOUS MODELS, INC
DELICIOUS DETERMINED PROFESSIONAL
MODELS FOR ALL YOUR FASHION NEEDS

G.L.A.M.

it's about the makeup...

Panel 25



Fashion
CONSOLIDATED
Because Sometimes 25 Isn't Enough



<http://slurl.com/secondlife/pinecoast/137/35/23>

